

Scaled data based on original data using
LM-79-08 Approved Method: Electrical and Photometric Measurements of Solid-
State Lighting Products

Test Report Prepared for
Cooper Lighting Solutions
(formerly Eaton)

Brand: McGRAW-EDISON

Report Number: P226677

Luminaire Tested: **ISW-AF-1200-LED-E1-T4W-7060**

Issue Date: 3/3/2020

Test Information

Test Method: LM-79-08
Report Number: P226677
TEST IS SCALED FROM IESNA LM-79-08 TEST DATA (P35944)
Test Lab: INNOVATION CENTER-P3
Issue Date: 3/3/2020
Manufacturer: COOPER LIGHTING SOLUTIONS (FORMERLY EATON)
Product Line: MCGRAW-EDISON
Catalog Number: ISW-AF-1200-LED-E1-T4W-7060
Description: IMPACT ELITE LED WEDGE LUMINAIRE
LIGHT SQUARE WITH ACCULED OPTICS-TYPE IV WIDE
Light Source: (16) 5700K CCT, 70 CRI LEDs
Ballast/Driver: ELECTRONIC DRIVER

Summary

Lumens per Lamp: N/A
Luminaire Lumens: 6894.9 lumens
Efficiency: N/A
Efficacy: 104.5 lumens/watt
Luminous Opening: Rectangular (W 0.5' x L: 0.5' x H: 0')
IES Classification: Type IV - Medium - Semi-Cutoff
BUG Rating: B1 - U1 - G2

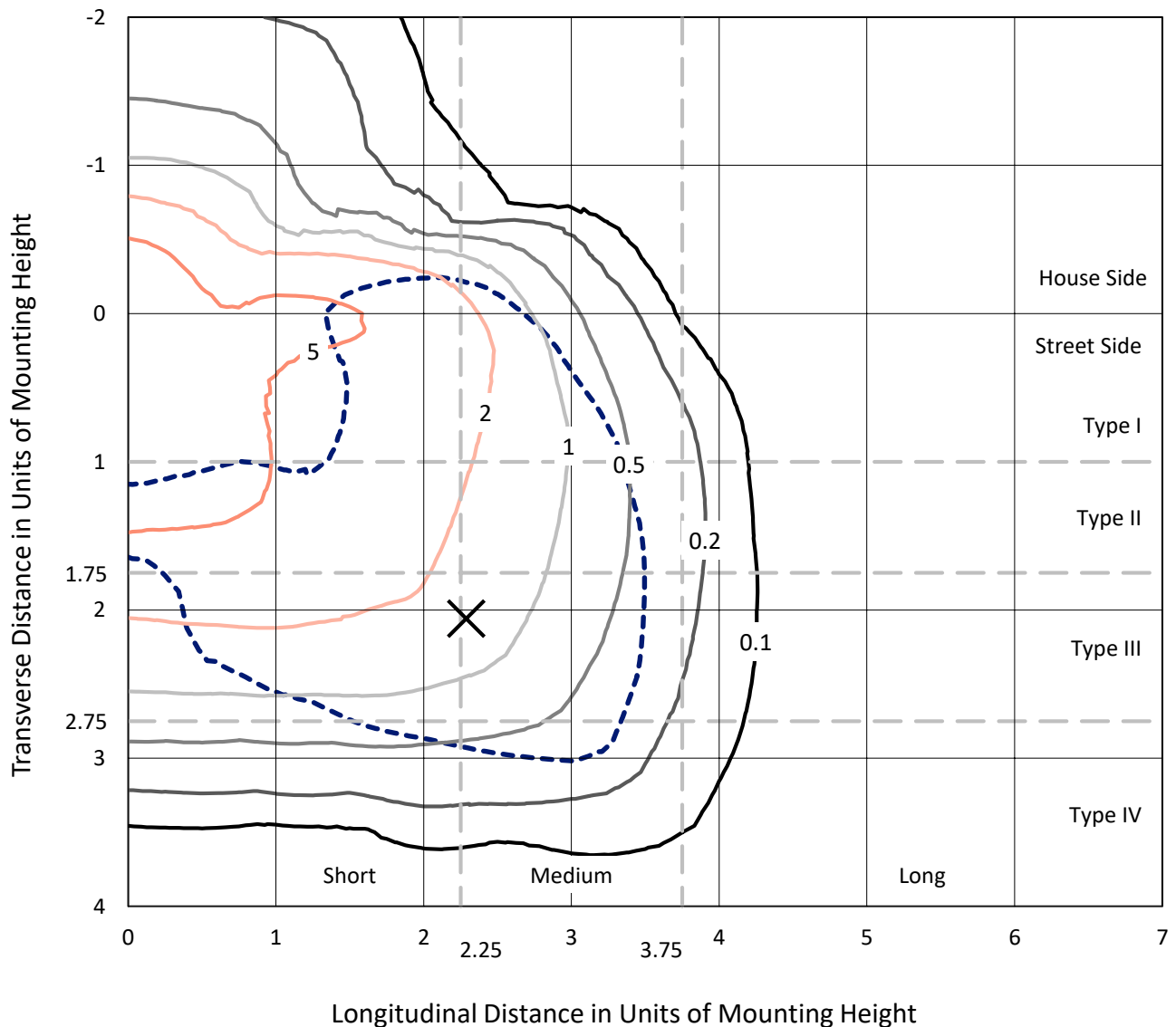
Input Watts (W): 66
Input Voltage (V): 120
Input Current (Ain): NR
Voltage Rise (V): NR
Power Factor: NR
Total Harmonic Distortion (THDi): NR
Frequency (hertz): 60
Stabilization Time: NR
Operation Time: NR
Ambient Temperature (°C): NR
Test Distance: 25 FT



REPORT NUMBER: P226677
 CATALOG NUMBER: ISW-AF-1200-LED-E1-T4W-7060

Iso-Footcandle Lines of Horizontal Illumination

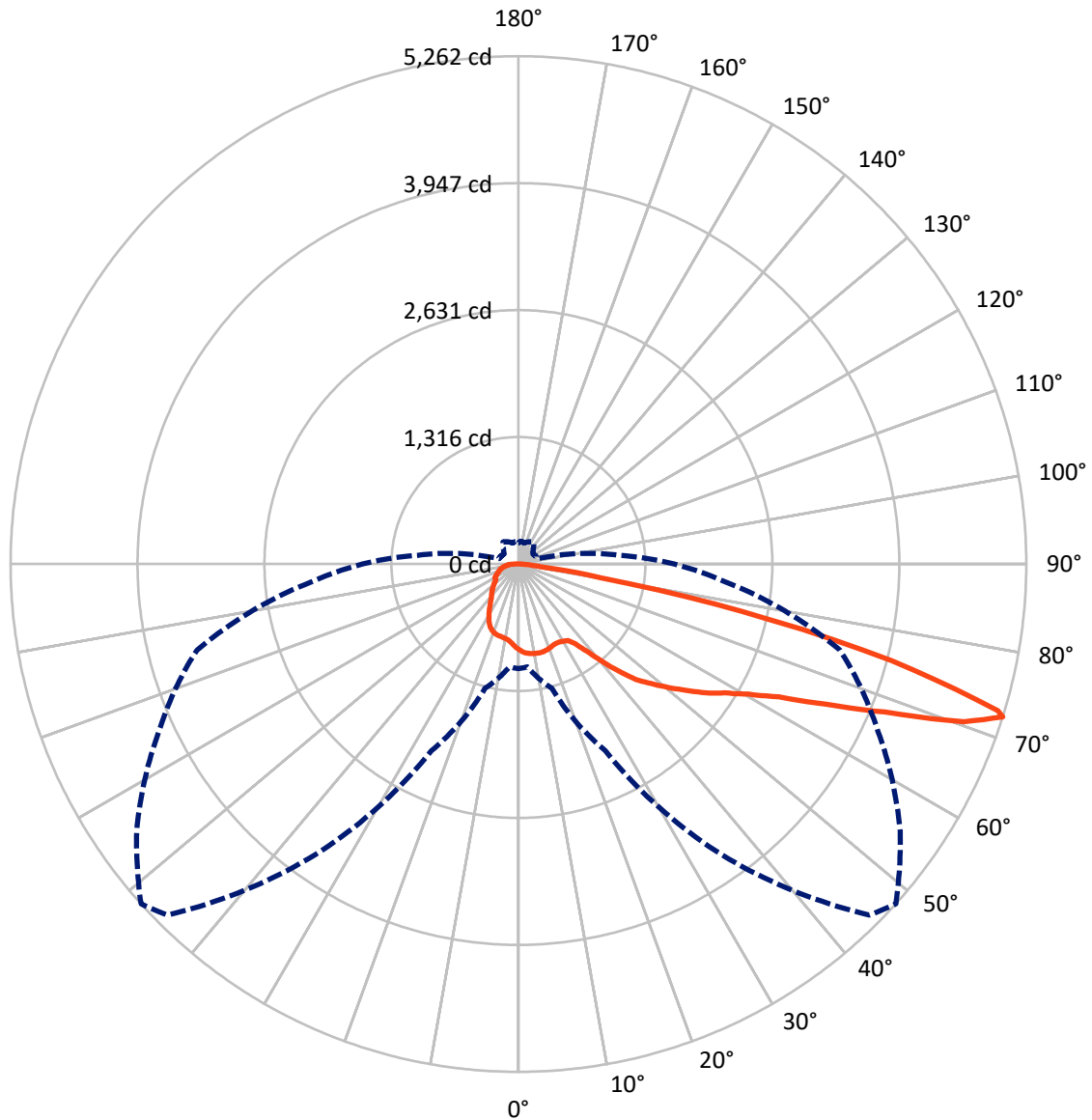
× Max cd
 - - - 1/2 Max cd



Based on 10 foot mounting height. Maximum calculated value = 9.9 fc
 Type IV - Medium - Semi-Cutoff

REPORT NUMBER: P226677
CATALOG NUMBER: ISW-AF-1200-LED-E1-T4W-7060

Luminous Intensity Polar Plot



— Vertical Plane Through 48-Deg Lateral - - - Horizontal Cone Through 72-Deg Vertical

REPORT NUMBER: P226677

CATALOG NUMBER: ISW-AF-1200-LED-E1-T4W-7060

FLUX DISTRIBUTION:

		Downward	Upward	Total
House Side	Lumens	1497.5	3.1	1500.6
	% Fixture	21.7	0.0	21.8
Street Side	Lumens	5393.2	1.1	5394.3
	% Fixture	78.2	0.0	78.2
Total	Lumens	6890.7	4.2	6894.9
	% Fixture	99.9	0.1	100.0

Coefficient of Utilization

ZONAL LUMENS:

Zone	Lumens	% Fixture
0°-10°	83.8	1.2
10°-20°	245.0	3.6
20°-30°	377.8	5.5
30°-40°	566.2	8.2
40°-50°	942.9	13.7
50°-60°	1473.5	21.4
60°-70°	1946.4	28.2
70°-80°	1125.9	16.3
80°-90°	129.1	1.9
90°-100°	4.2	0.1
100°-110°	0.0	0.0
110°-120°	0.0	0.0
120°-130°	0.0	0.0
130°-140°	0.0	0.0
140°-150°	0.0	0.0
150°-160°	0.0	0.0
160°-170°	0.0	0.0
170°-180°	0.0	0.0
0°-90°	6890.7	99.9
0°-180°	6894.9	100.0



REPORT NUMBER: P226677

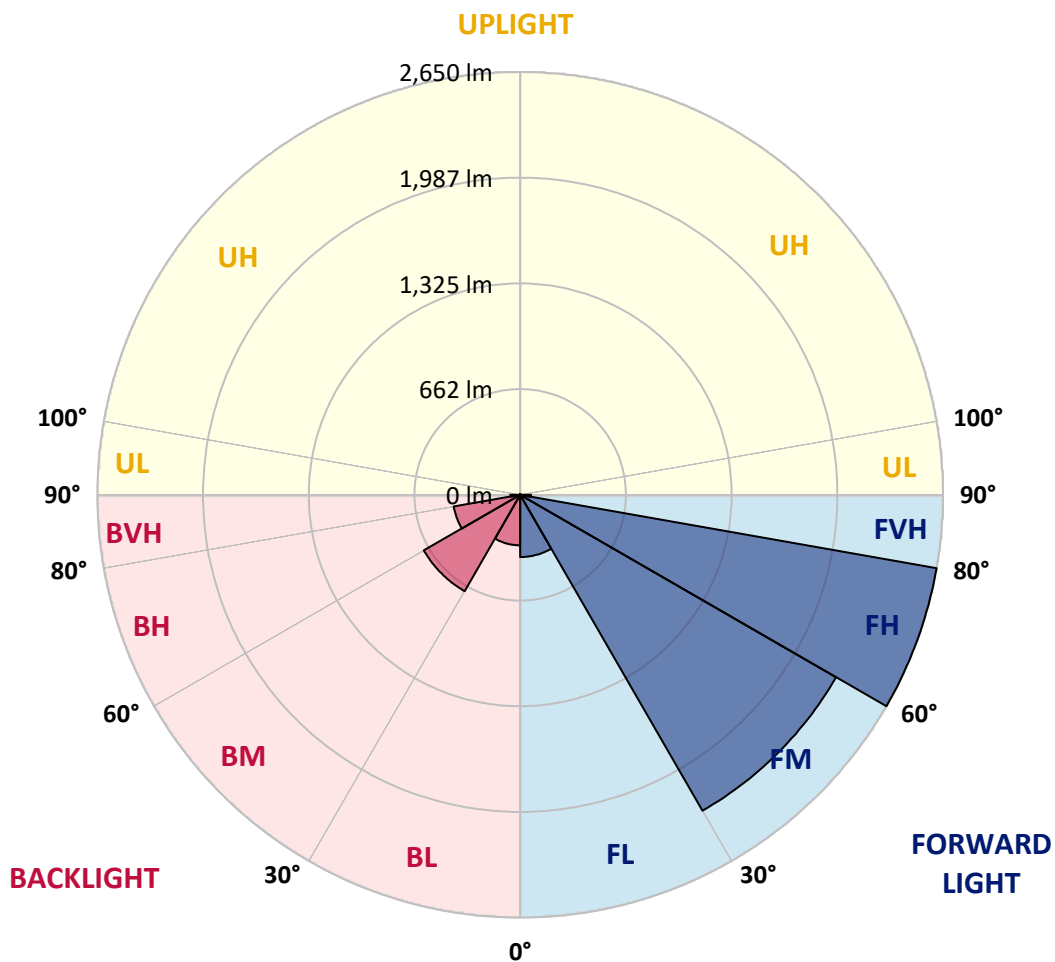
CATALOG NUMBER: ISW-AF-1200-LED-E1-T4W-7060

LUMINAIRE CLASSIFICATION SYSTEM LUMEN TABLE AND BUG RATING:

Zone		Lumens	% Fixture	Zone Rating/Lumen Limit		
				B	U	G
FL	(0°-30°)	389.8	5.7			
FM	(30°-60°)	2285.9	33.2			
FH	(60°-80°)	2649.8	38.4			G2/5000
FVH	(80°-90°)	67.7	1.0			G1/100
BL	(0°-30°)	316.8	4.6	B1/500		
BM	(30°-60°)	696.9	10.1	B1/1000		
BH	(60°-80°)	422.5	6.1	B1/500		G1/500
BVH	(80°-90°)	61.3	0.9			G1/100
UL	(90°-100°)	4.2	0.1		U1/10	
UH	(100°-180°)	3.1	0.0		U1/10	

BUG Rating: B1-U1-G2

Type IV Medium





REPORT NUMBER: P226677

CATALOG NUMBER: ISW-AF-1200-LED-E1-T4W-7060

CANDELA DISTRIBUTION (FULL):

	0°	5°	15°	25°	35°	45°	48°	55°	65°	75°	85°
0°	887	887	887	887	887	887	887	887	887	887	887
2.5°	934	933	933	925	922	917	913	907	901	894	885
5°	979	982	978	966	951	935	929	915	896	879	863
7.5°	1022	1023	1012	992	969	944	936	917	896	873	850
10°	1053	1054	1038	1010	979	951	942	923	897	872	843
12.5°	1071	1072	1048	1019	982	954	946	926	899	867	835
15°	1068	1071	1051	1019	980	955	945	928	894	862	828
17.5°	1048	1052	1036	1001	970	950	939	922	889	855	818
20°	1009	1014	1007	973	952	936	929	913	882	847	809
22.5°	965	970	968	940	930	922	915	903	876	841	805
25°	933	937	934	910	913	913	909	900	875	843	805
27.5°	986	986	960	911	906	915	913	908	888	853	813
30°	1180	1165	1118	995	932	928	927	924	906	875	838
32.5°	1397	1382	1326	1172	1041	955	946	947	942	913	876
35°	1590	1588	1544	1377	1210	1050	1014	990	988	976	947
37.5°	1746	1746	1750	1560	1393	1201	1140	1064	1064	1057	1039
40°	1924	1932	1941	1726	1589	1381	1312	1197	1162	1173	1177
42.5°	2158	2168	2162	1931	1768	1596	1511	1372	1286	1304	1346
45°	2316	2320	2363	2145	1993	1778	1706	1515	1430	1467	1541
47.5°	2495	2505	2512	2388	2257	1984	1852	1654	1599	1655	1772
50°	2670	2657	2676	2671	2507	2167	2010	1784	1788	1864	2056
52.5°	2822	2778	2822	2877	2829	2355	2172	1937	1995	2088	2391
55°	2939	2833	2907	3063	3052	2521	2357	2141	2238	2365	2798
57.5°	2700	2713	2917	3188	3183	2689	2519	2396	2515	2657	3280
60°	2477	2535	2850	3208	3274	2872	2737	2686	2796	2969	3742
62.5°	2359	2414	2741	3171	3419	3143	3030	2991	3141	3335	4154
65°	2396	2430	2734	3227	3586	3553	3504	3439	3514	3696	4340
67.5°	2292	2348	2676	3326	3891	4053	4094	4024	3961	3936	4069
70°	1706	1760	2104	2917	4141	4921	4896	4662	4238	3884	3179
72°	1084	1069	1332	2137	3681	5144	5262	4829	4112	3449	2159
72.5°	788	859	1105	1900	3497	5022	5194	4775	3947	3258	1899
75°	192	203	265	681	2048	3779	3995	3689	2881	1934	842
77.5°	130	135	175	240	602	2155	2371	2037	1289	658	375
80°	97	100	127	170	250	735	867	689	321	365	267
82.5°	68	70	96	125	166	172	229	253	208	239	156
85°	47	47	70	86	105	85	91	127	141	142	95
87.5°	25	28	41	55	55	39	43	65	79	85	57
90°	9	9	17	21	13	10	9	13	19	27	18
92.5°	0	0	0	0	0	0	0	0	0	0	0
95°	0	0	0	0	0	0	0	0	0	0	0
97.5°	0	0	0	0	0	0	0	0	0	0	0
100°	0	0	0	0	0	0	0	0	0	0	0
102.5°	0	0	0	0	0	0	0	0	0	0	0
105°	0	0	0	0	0	0	0	0	0	0	0
107.5°	0	0	0	0	0	0	0	0	0	0	0



REPORT NUMBER: P226677

CATALOG NUMBER: ISW-AF-1200-LED-E1-T4W-7060

CANDELA DISTRIBUTION (continued):

	0°	5°	15°	25°	35°	45°	48°	55°	65°	75°	85°
110°	0	0	0	0	0	0	0	0	0	0	0
112.5°	0	0	0	0	0	0	0	0	0	0	0
115°	0	0	0	0	0	0	0	0	0	0	0
117.5°	0	0	0	0	0	0	0	0	0	0	0
120°	0	0	0	0	0	0	0	0	0	0	0
122.5°	0	0	0	0	0	0	0	0	0	0	0
125°	0	0	0	0	0	0	0	0	0	0	0
127.5°	0	0	0	0	0	0	0	0	0	0	0
130°	0	0	0	0	0	0	0	0	0	0	0
132.5°	0	0	0	0	0	0	0	0	0	0	0
135°	0	0	0	0	0	0	0	0	0	0	0
137.5°	0	0	0	0	0	0	0	0	0	0	0
140°	0	0	0	0	0	0	0	0	0	0	0
142.5°	0	0	0	0	0	0	0	0	0	0	0
145°	0	0	0	0	0	0	0	0	0	0	0
147.5°	0	0	0	0	0	0	0	0	0	0	0
150°	0	0	0	0	0	0	0	0	0	0	0
152.5°	0	0	0	0	0	0	0	0	0	0	0
155°	0	0	0	0	0	0	0	0	0	0	0
157.5°	0	0	0	0	0	0	0	0	0	0	0
160°	0	0	0	0	0	0	0	0	0	0	0
162.5°	0	0	0	0	0	0	0	0	0	0	0
165°	0	0	0	0	0	0	0	0	0	0	0
167.5°	0	0	0	0	0	0	0	0	0	0	0
170°	0	0	0	0	0	0	0	0	0	0	0
172.5°	0	0	0	0	0	0	0	0	0	0	0
175°	0	0	0	0	0	0	0	0	0	0	0
177.5°	0	0	0	0	0	0	0	0	0	0	0
180°	0	0	0	0	0	0	0	0	0	0	0



REPORT NUMBER: P226677

CATALOG NUMBER: ISW-AF-1200-LED-E1-T4W-7060

CANDELA DISTRIBUTION (continued):

	90°	95°	105°	115°	125°	135°	145°	155°	165°	175°	180°
0°	887	887	887	887	887	887	887	887	887	887	887
2.5°	883	877	869	865	863	859	855	853	853	849	850
5°	855	846	835	827	826	826	828	828	829	826	830
7.5°	841	831	815	806	799	798	802	810	814	811	815
10°	831	820	802	791	786	784	787	795	808	808	812
12.5°	821	807	789	781	777	778	782	788	802	807	809
15°	811	795	780	769	769	772	777	784	797	806	808
17.5°	801	785	772	763	763	767	772	781	790	803	803
20°	792	779	762	754	753	756	762	771	778	791	792
22.5°	787	771	755	743	738	736	742	751	758	771	773
25°	785	767	747	725	712	708	711	722	728	738	741
27.5°	792	775	744	704	677	666	669	676	678	689	694
30°	816	796	750	682	633	613	613	614	617	626	627
32.5°	855	836	768	659	588	560	553	548	548	547	548
35°	927	911	799	633	539	508	491	482	473	469	468
37.5°	1031	1017	843	603	496	465	444	426	416	415	420
40°	1186	1172	892	569	455	432	410	391	380	381	386
42.5°	1377	1334	945	523	422	410	386	370	359	353	352
45°	1600	1528	995	480	386	391	368	350	336	320	318
47.5°	1878	1722	1039	437	347	371	349	332	311	292	289
50°	2168	1945	1077	391	312	349	330	307	278	261	261
52.5°	2503	2213	1126	340	285	325	306	276	252	250	250
55°	2876	2494	1160	300	264	299	290	281	273	275	276
57.5°	3266	2787	1130	272	247	293	319	307	282	281	280
60°	3602	3015	964	254	234	303	342	307	282	295	296
62.5°	3822	3123	642	231	215	286	334	298	283	320	323
65°	3792	3002	369	215	203	263	323	287	264	285	279
67.5°	3345	2516	267	208	194	247	303	271	246	272	261
70°	2404	1713	230	202	188	228	289	261	236	254	237
72°	1613	1042	211	197	182	216	279	253	227	237	218
72.5°	1373	822	206	195	180	213	276	251	225	235	217
75°	513	322	183	180	166	198	264	242	215	212	204
77.5°	264	204	156	159	149	181	251	228	198	187	183
80°	192	148	126	135	127	163	233	207	180	168	163
82.5°	121	92	96	107	108	144	212	186	160	150	142
85°	58	55	68	79	87	122	194	165	140	120	121
87.5°	31	42	41	53	67	100	172	135	112	90	91
90°	7	11	12	21	27	43	111	77	75	32	28
92.5°	0	0	0	0	0	0	0	0	0	0	0
95°	0	0	0	0	0	0	0	0	0	0	0
97.5°	0	0	0	0	0	0	0	0	0	0	0
100°	0	0	0	0	0	0	0	0	0	0	0
102.5°	0	0	0	0	0	0	0	0	0	0	0
105°	0	0	0	0	0	0	0	0	0	0	0
107.5°	0	0	0	0	0	0	0	0	0	0	0



REPORT NUMBER: P226677

CATALOG NUMBER: ISW-AF-1200-LED-E1-T4W-7060

CANDELA DISTRIBUTION (continued):

	90°	95°	105°	115°	125°	135°	145°	155°	165°	175°	180°
110°	0	0	0	0	0	0	0	0	0	0	0
112.5°	0	0	0	0	0	0	0	0	0	0	0
115°	0	0	0	0	0	0	0	0	0	0	0
117.5°	0	0	0	0	0	0	0	0	0	0	0
120°	0	0	0	0	0	0	0	0	0	0	0
122.5°	0	0	0	0	0	0	0	0	0	0	0
125°	0	0	0	0	0	0	0	0	0	0	0
127.5°	0	0	0	0	0	0	0	0	0	0	0
130°	0	0	0	0	0	0	0	0	0	0	0
132.5°	0	0	0	0	0	0	0	0	0	0	0
135°	0	0	0	0	0	0	0	0	0	0	0
137.5°	0	0	0	0	0	0	0	0	0	0	0
140°	0	0	0	0	0	0	0	0	0	0	0
142.5°	0	0	0	0	0	0	0	0	0	0	0
145°	0	0	0	0	0	0	0	0	0	0	0
147.5°	0	0	0	0	0	0	0	0	0	0	0
150°	0	0	0	0	0	0	0	0	0	0	0
152.5°	0	0	0	0	0	0	0	0	0	0	0
155°	0	0	0	0	0	0	0	0	0	0	0
157.5°	0	0	0	0	0	0	0	0	0	0	0
160°	0	0	0	0	0	0	0	0	0	0	0
162.5°	0	0	0	0	0	0	0	0	0	0	0
165°	0	0	0	0	0	0	0	0	0	0	0
167.5°	0	0	0	0	0	0	0	0	0	0	0
170°	0	0	0	0	0	0	0	0	0	0	0
172.5°	0	0	0	0	0	0	0	0	0	0	0
175°	0	0	0	0	0	0	0	0	0	0	0
177.5°	0	0	0	0	0	0	0	0	0	0	0
180°	0	0	0	0	0	0	0	0	0	0	0

(END OF REPORT)